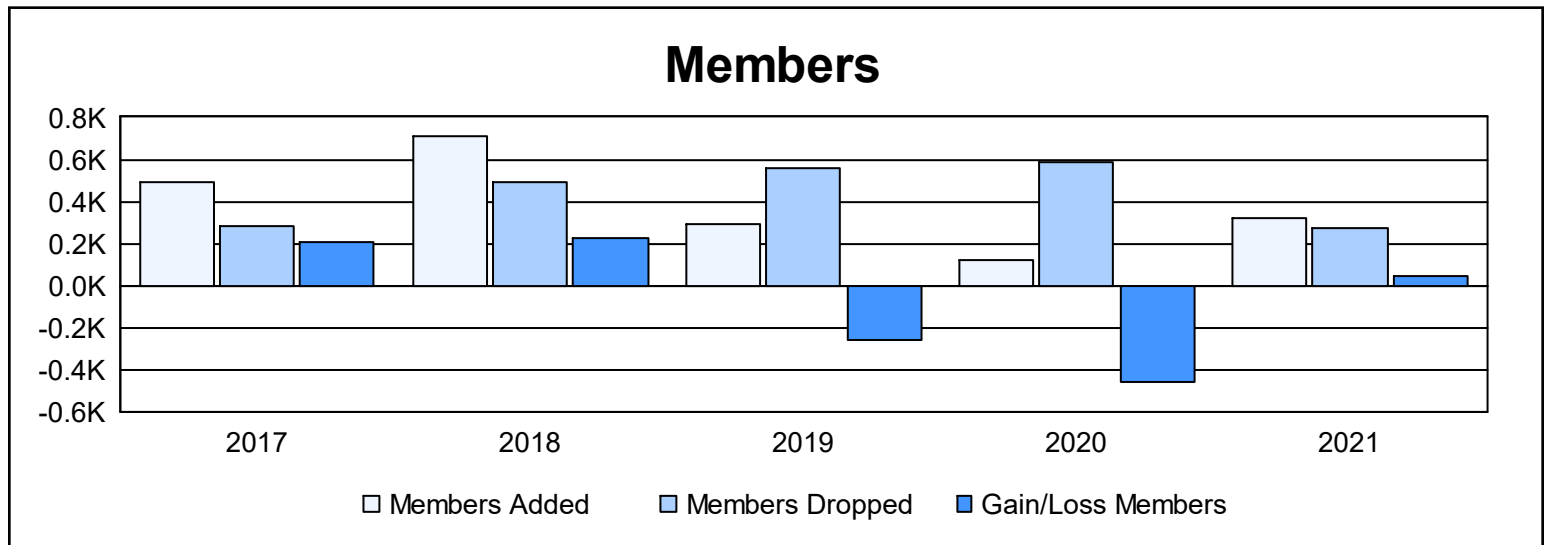
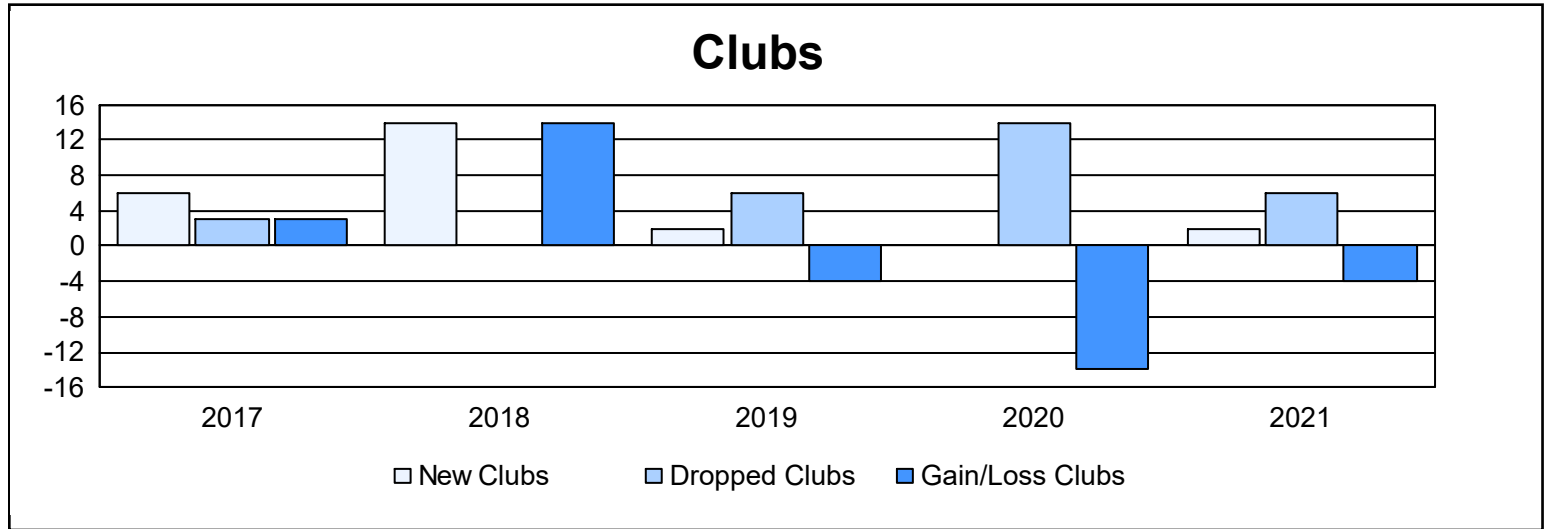
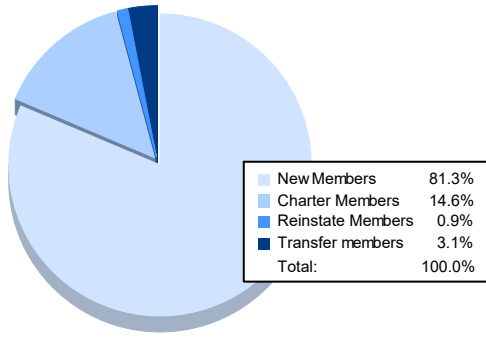


Year	New Clubs	Dropped Clubs	Gain/ Loss Clubs	New Members	Charter Members	Reinstate Members	Transfer Members	Total Member Added	Total Members Dropped	Gain/ Loss Members
2016-2017	6	3	3	329	143	3	13	488	284	204
2017-2018	14	0	14	340	366	4	2	712	487	225
2018-2019	2	6	-4	224	57	5	6	292	555	-263
2019-2020	0	14	-14	107	1	5	10	123	584	-461
2020-2021	2	6	-4	261	47	3	10	321	274	47
<b>Average</b>	<b>5</b>	<b>6</b>	<b>-1</b>	<b>252</b>	<b>123</b>	<b>4</b>	<b>8</b>	<b>387</b>	<b>437</b>	<b>-50</b>



### Membership Composition June 2021 Cumulative



### Gender Composition June 2021 Cumulative

